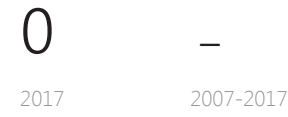


RAIL FATALITIES



TRANSIT FATALITIES



RECREATIONAL BOAT FATALITIES



HIGHWAY FATALITIES

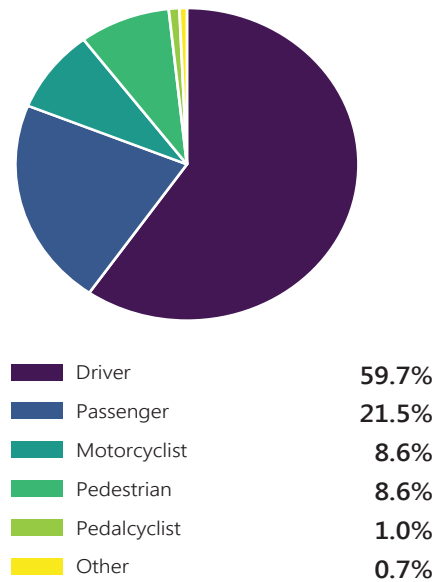


HIGHWAY FATALITY RATE

Fatalities per 100 million vehicle miles traveled, 2017

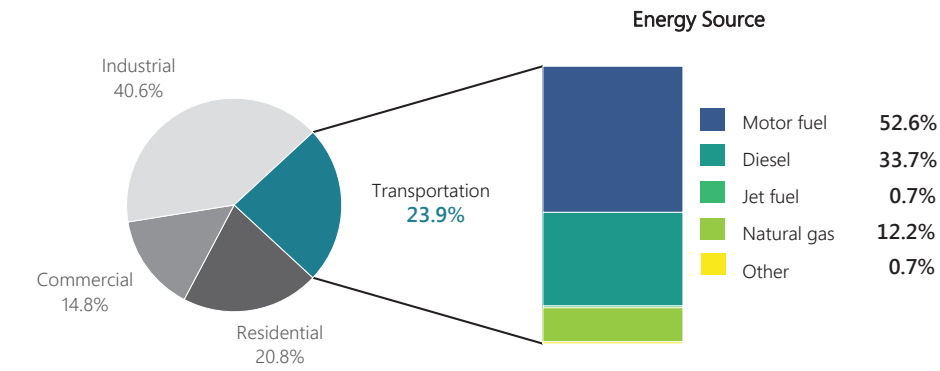


HIGHWAY FATALITIES BY PERSON



ENERGY USE BY SECTOR

Percent of Btu consumed, 2016



TRANSPORTATION ENERGY USE

Trillion Btu consumed, 2006-2016



TRANSPORTATION EMISSIONS

Million metric tons of CO₂, 2006-2016



TRANSPORTATION ENERGY USE PER CAPITA

Million Btu per capita, 2016



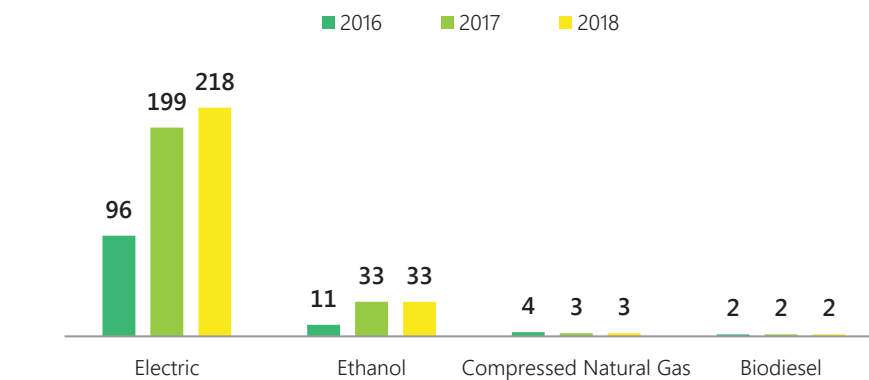
HIGHWAY MOTOR FUEL USE PER CAPITA

Gallons per capita, 2017



ALTERNATIVE FUEL STATIONS

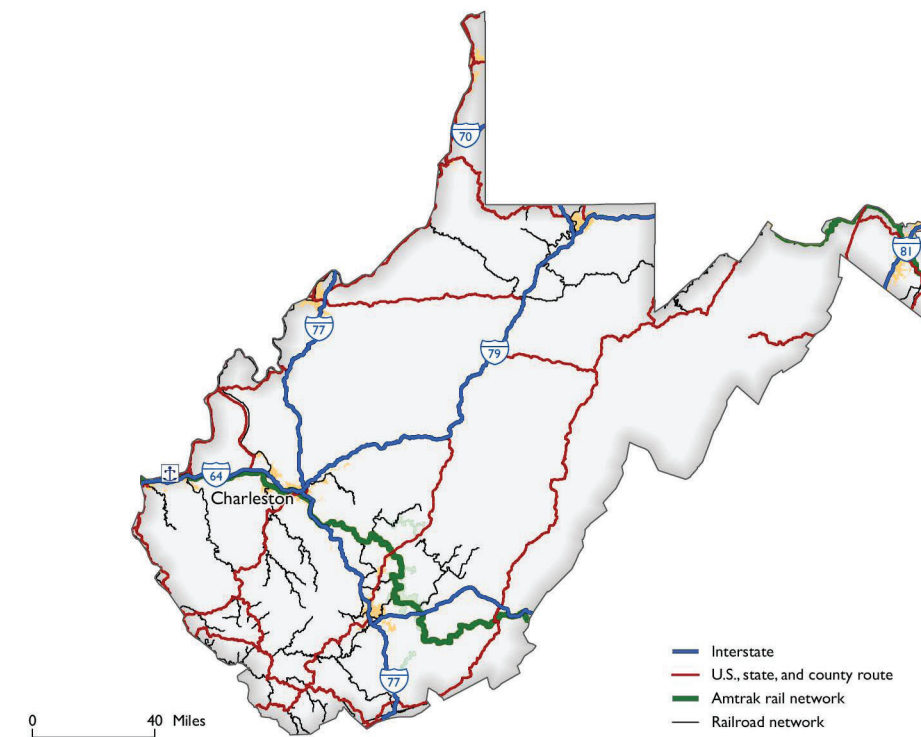
Number of stations, 2016-2018



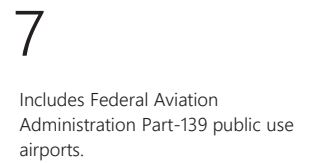
West Virginia

Transportation by the Numbers

Transportation Infrastructure



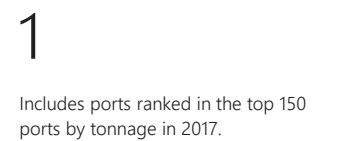
Major Airports



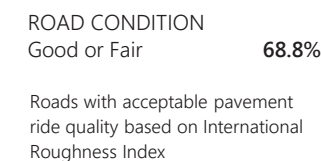
Miles of Waterway



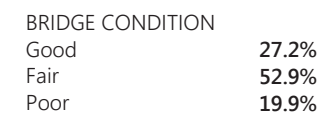
Major Water Ports




Miles of Public Road



Bridges



Miles of Freight Railroad



Number of MPOs



Sources: Roads, Bridges, Licensed Drivers, Vehicle Miles Traveled, Motor Fuel Use-Federal Highway Administration. Railroads-American Association of Railroads. Airports-Federal Aviation Administration. Ports, Border Ports, Enplanements-Bureau of Transportation Statistics. Population, Employment, Commuting-U.S. Census Bureau. Transit Ridership, Transit Safety-Federal Transit Administration. Personal Travel-Federal Highway Administration, National Household Travel Survey. Freight-Bureau of Transportation Statistics, Freight Analysis Framework. GDP-Bureau of Economic Analysis. Highway Safety-National Highway Traffic Safety Administration. Rail Safety-Federal Railroad Administration. Recreational Boating Safety-U.S. Coast Guard. Energy Consumption, Emissions-Energy Information Administration. Alternative Fuel Stations-Alternative Fuels Data Center.

