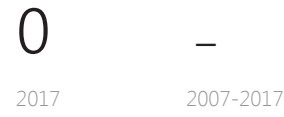


### RAIL FATALITIES



### TRANSIT FATALITIES



### RECREATIONAL BOAT FATALITIES



### HIGHWAY FATALITIES

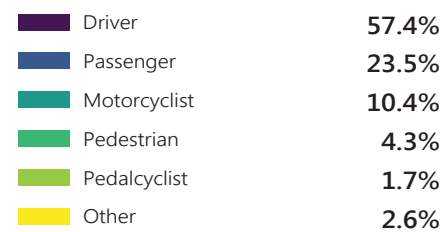
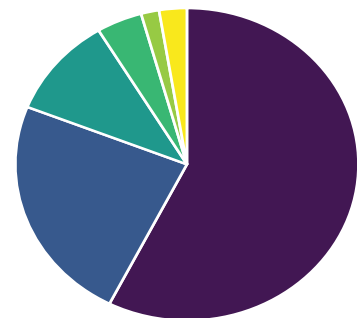


### HIGHWAY FATALITY RATE

Fatalities per 100 million vehicle miles traveled, 2017

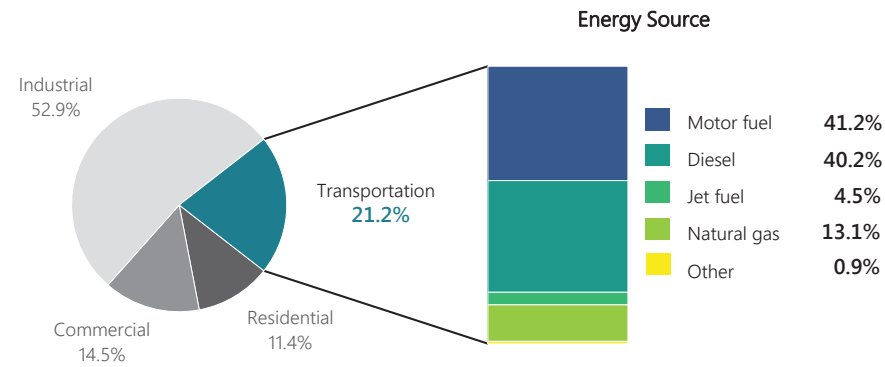


### HIGHWAY FATALITIES BY PERSON




### ENERGY USE BY SECTOR

Percent of Btu consumed, 2016




### TRANSPORTATION ENERGY USE

Trillion Btu consumed, 2006-2016



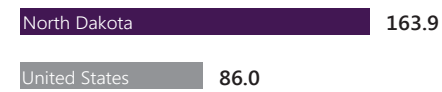
### TRANSPORTATION EMISSIONS

Million metric tons of CO<sub>2</sub>, 2006-2016



### TRANSPORTATION ENERGY USE PER CAPITA

Million Btu per capita, 2016



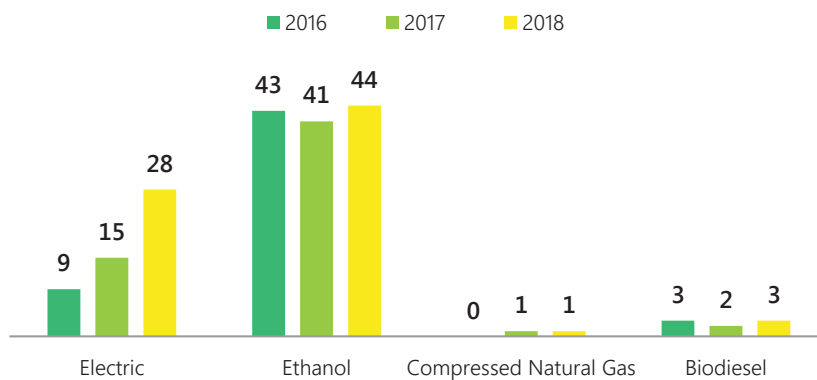
### HIGHWAY MOTOR FUEL USE PER CAPITA

Gallons per capita, 2017



### ALTERNATIVE FUEL STATIONS

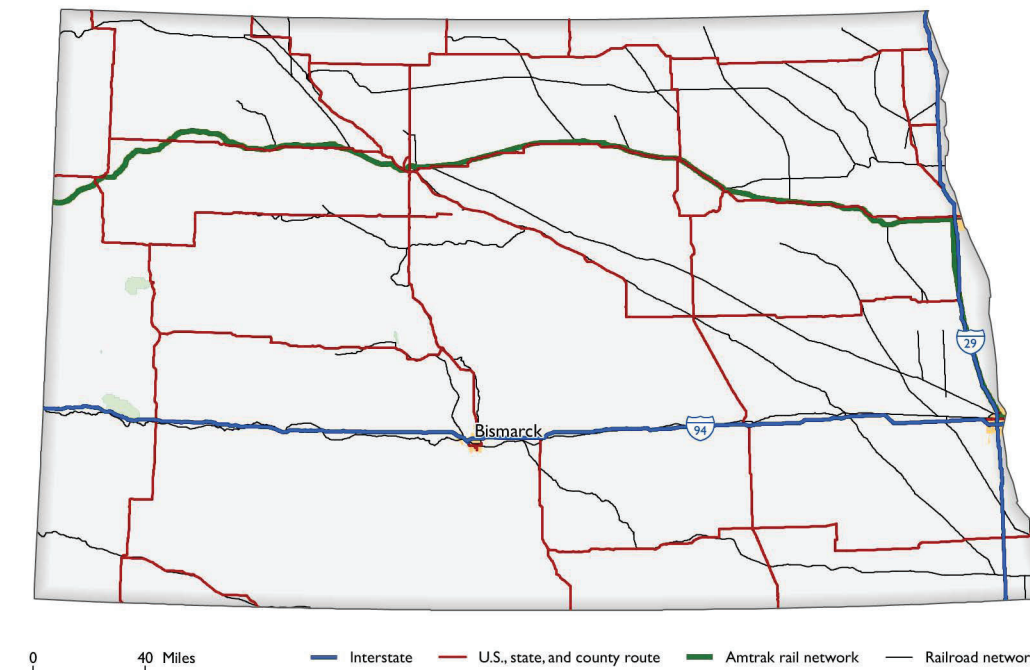
Number of stations, 2016-2018



# North Dakota

## Transportation by the Numbers

### Transportation Infrastructure



### Major Airports

8

Includes Federal Aviation Administration Part-139 public use airports.

### Border Ports of Entry

18

### Miles of Public Road

87,688

ROAD CONDITION  
Good or Fair 90.1%

Roads with acceptable pavement ride quality based on International Roughness Index

### Bridges

4,355

BRIDGE CONDITION  
Good 53.8%  
Fair 35.5%  
Poor 10.8%

### Miles of Freight Railroad

3,287

### Number of MPOs

3

Sources: Roads, Bridges, Licensed Drivers, Vehicle Miles Traveled, Motor Fuel Use-Federal Highway Administration. Railroads-American Association of Railroads. Airports-Federal Aviation Administration. Ports, Border Ports, Enplanements-Bureau of Transportation Statistics. Population, Employment, Commuting-U.S. Census Bureau. Transit Ridership, Transit Safety-Federal Transit Administration. Personal Travel-Federal Highway Administration, National Household Travel Survey. Freight-Bureau of Transportation Statistics, Freight Analysis Framework. GDP-Bureau of Economic Analysis. Highway Safety-National Highway Traffic Safety Administration. Rail Safety-Federal Railroad Administration. Recreational Boating Safety-U.S. Coast Guard. Energy Consumption, Emissions-Energy Information Administration. Alternative Fuel Stations-Alternative Fuels Data Center.

